



LIFE IS NOT A STRAIGHT LINE

BOLEFORM 

BOLEFLOOR 






RETURN TO A NATURAL STATE

It wasn't nature that created straight lines: it was the limitations of technology. Boleform allows a return to a natural state: live edge lines as nature intended.



UNIQUE IN THE TRUE MEANING OF THE WORD

Boleform curved-length surfaces meet the true definition of unique: each board is as individual as the tree it came from. No two surfaces are alike.





Boleform offers designers and furniture manufacturers live edge veneer and veneer-bonded prefabricated elements for mass production, as well as custom projects.

All Boleform surfaces are constructed from two or more live edge boards. The outside edge may be naturally curved or traditionally straight. Moving elements (e.g., the inner edge where two cabinet doors meet) may also be constructed with live edges.

A single live-edge surface is the most common Boleform solution. It makes an ideal tabletop or may accent a cabinet door, or work to catch the eye in other ways.



Boleform's beauty is in full bloom when the live edge lines continue from door to door in an office cabinet, kitchen cupboard, or bedroom armoire. This maximum live edge use is possible thanks to our unique technology and manufacturing process.

When a pure natural aesthetic is desired, Boleform surfaces can be constructed of solid wood.



3.2mm veneer is the Boleform production standard and is available to furniture manufacturers or third party veneer bonded panel makers.

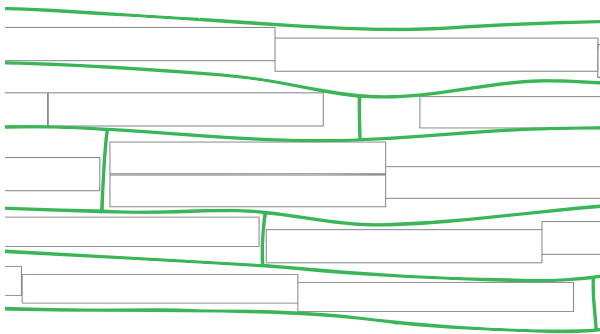
Boleform live edge veneer bonded boards bring a unique natural quality to any interior or piece of furniture. 3.2mm Boleform veneer can be glued to a variety of thicknesses of MDF, OSB, or lightweight boards.





Boleform produces live edge tabletops and doors for furniture manufacturers, as well as customized products for architectural interiors.

MORE FLOORS PER FOREST

Bolefloor's optimization technology means savings of the natural resource. Not only is the surface aesthetically appealing, but Bolefloor innovations allow more floors per forest.



-  Bolefloor
-  Ordinary straight boards







OAK



ASH



WALNUT



CHERRY



MAPLE

SPECIES

A species for every need. Bolefloors are available in solid oak, ash, maple, cherry and walnut. Our choice of species and grades is wide enough to meet a variety of tastes and fit the character of any interior.





A BOLEFLOOR FOR EVERY SITUATION

Solid flooring is the soul of Bolefloor, but some conditions still require a multilayer solution. Bolefloor's engineered product is ideal for more extreme conditions such as environments with inconsistent temperatures, floors which endure ultra-heavy traffic, or other "extreme" situations.



Ordinary tongue and groove product



Multilayer product. 5.7mm top layer on 12mm (or 9mm) plywood core



TECHNICAL

Our floorboards run to 3,000mm in length with widths of 150-300mm (there are slight, natural variations in places). Thicknesses available in solid wood are 20mm and 13mm, with multilayer available in 18mm and 13mm. All Bolefloor products are ordinary tongue and groove (unless ordered otherwise), ready to install preferably by gluing down.



AVAILABLE IN SELECT, NATURAL AND RUSTIC

Bolefloor quality grades:

- SELECT:** Our finest grade. No sapwood or dark knots on the face plane; healthy knots and “cat paw” present.
- NATURAL:** Sapwood and small dark knots present, as well as healthy knots and “cat paw.”
- RUSTIC:** Sapwood, dark knots and cracks up to 2mm may be present.

For light-colored floors sapwood stripes are recommended when vitality is desired in the surface. Bolefloors are available unfinished or oiled, and also brushed for those seeking an aged or distressed look.









Prinsengracht 13, 1015DK Amsterdam, The Netherlands
info@boleform.com info@bolefloor.com Tel +31 6 2055 4575
www.boleform.com www.bolefloor.com



Investing in your future